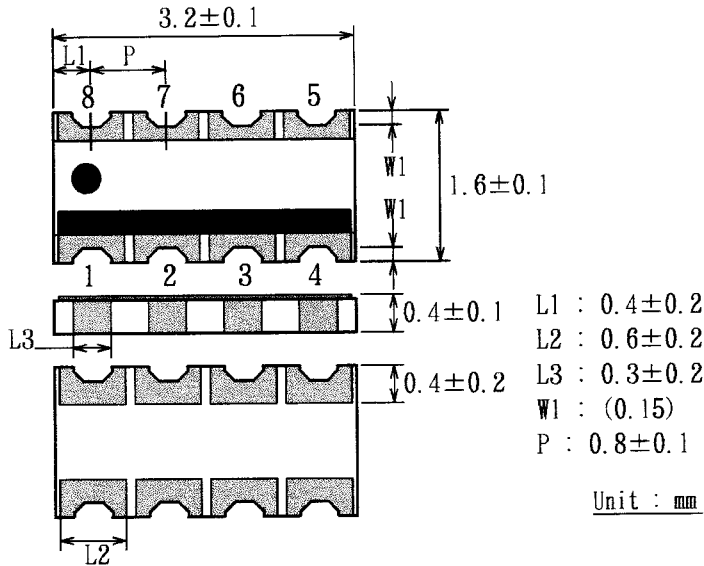
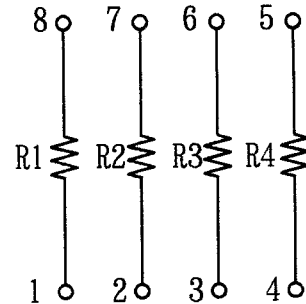


1632(1206) chip resistor array are consisted with 4 resistors, and offer better performance than SIP networks. The surface mount package allows for less parasitic capacitance/inductance and even lower noise performance. Excellence performance for high frequency applications.

◆ Mechanical



◆ Schematic Diagram



When each value is different, the ratio of Resistance shall be less than 1/20.

◆ Electrical

Resistance Range	100Ω ~ 20kΩ / element
Resistance Tol.	±0.5% (D), ±0.1% (B)
Tracking Tol.	±0.2% (C), ±0.1% (B)
T.C.R	±25ppm/°C (E)
Tracking T.C.R	±10ppm/°C (N)
	±5ppm/°C (V)
Power Rating	30mW / element
Rated Op. Temp.	70°C
Op. Temp. Range	-55°C ~ +125°C

◆ Part Number

RA	1632 B	10K	B	V	B
Product Code	Package Size	Res. Value	Res. Tol.	TCR Tracking	Tol Trackin

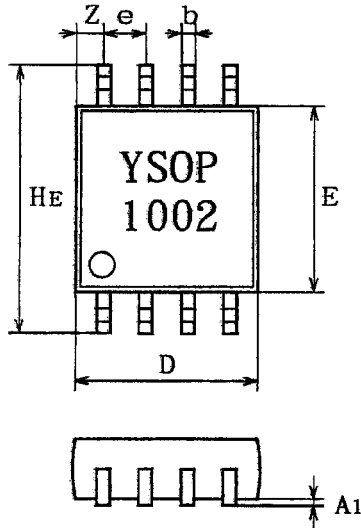
Note : When each Res. Value is different, we indicate custom code.

MOLDED RESISTOR ARRAY

YSOP II 08 4I Series

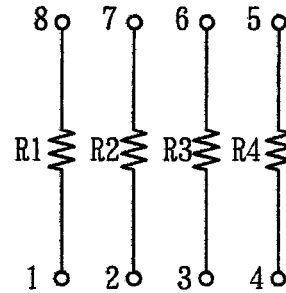
YSOP II 08 resistor array are consisted with 4 resistors, and offer better performance than SIP networks or chip networks. Exhibit excellent performance in resistance tolerance, temperature coefficient of resistance, current noise, linearity and suitability to moisture load.

◆ Mechanical



Dimentions(mm)	
HE	8.0±0.2
E	5.5±0.15
D	5.5±0.1
A	2.05±0.1
A1	0.2±0.05
A2	1.85±0.05
Z	0.84±0.1
L	0.45±0.1
h	7.1±0.2
b	0.4±0.05
c	0.2±0.05
e	1.27±0.1

◆ Schematic Diagram



When each value is different, ratio of resistance shall be less than 1/20.

◆ Electrical

Resistance Range	100Ω ~ 100kΩ / element
Resistance Tol.	±0.5% (D), ±0.1% (B)
Tracking Tol.	±0.2% (C), ±0.1% (B)
T.C.R	±50ppm/°C (C)
Tracking T.C.R	±10ppm/°C (N), ± 5ppm/°C (V)
Power Rating	60mW/element, 200mW/package
Rated Op. Temp.	70°C
Op. Temp. Range	-55°C ~ +125°C
Max. Op. Voltage	24V
Storage Temp.	-40°C ~ +80°C

◆ Part Number

YSOP II 08	10K	B	V	B
Product Code	Res. Value	Res. Tol.	TCR Tracking	Tol Track.